


### Technical features

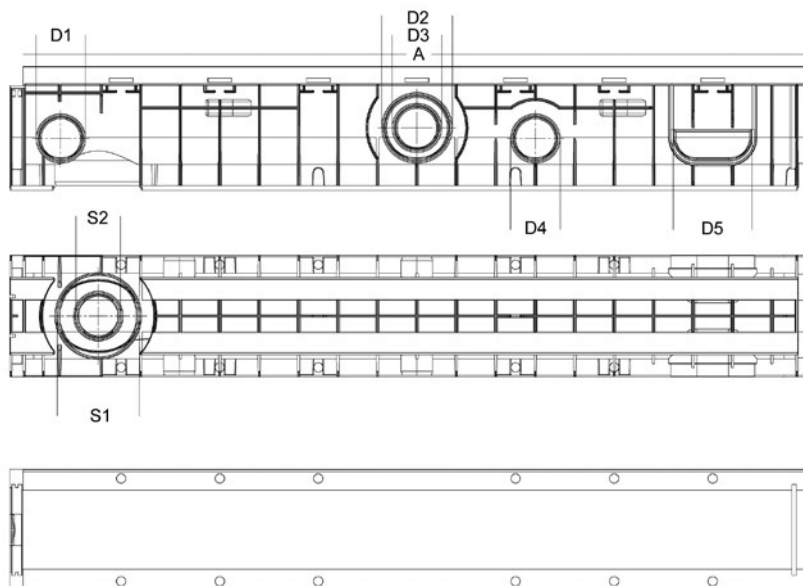
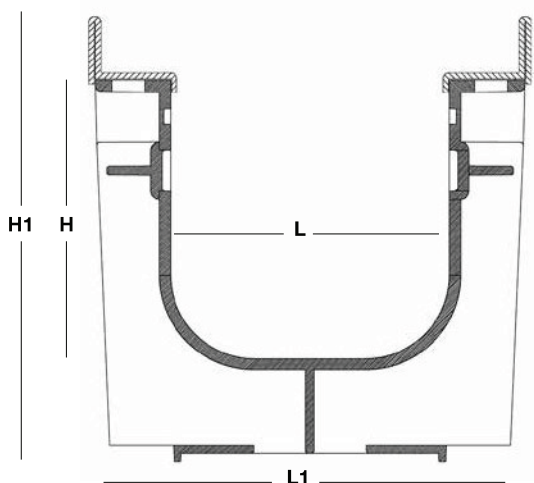
**CODE**  
**25 704C**



**C250**

Canale PP con  
bordi in acciaio

Steel edged  
PP channel

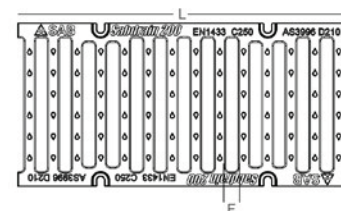


code	L	H	L1	H1	A	D1	D2	D3	D4	D5	S1	S2	Kg	Pack	€
518 1005	100	50	150	100	1000	40	-	-	40	100	110	63	3,8	200	
518 1010	100	100	150	150	1000	63	90	63	63	100	110	63	4,4	128	
518 1015	100	150	150	200	1000	63	110	63	110	100	110	63	4,9	96	
518 1510	150	100	200	150	1000	63	90	63	63	150	110	63	4,6	96	
518 1515	150	150	200	200	1000	63	110	63	110	150	110	63	5,3	72	
518 2005	200	50	250	100	1000	40	-	-	40	200	160	110	4,6	125	
518 2010	200	100	250	150	1000	63	90	63	63	200	160	110	5,1	80	
518 2015	200	150	250	200	1000	63	110	63	90	200	160	110	5,6	60	
518 2020	200	200	250	250	1000	63	160	110	90	200	160	110	6,1	50	
518 2025	200	250	250	300	1000	63	160	110	90	200	160	110	6,6	40	
518 2030	200	300	250	350	1000	63	160	110	90	200	160	110	7,1	35	

dimensioni in mm - dimension in mm

Griglie in ghisa  
sferoidale

Cast iron grids



code	material	drain cm <sup>2</sup>	A	H	H1	L	F	load class	Kg	Pack	€
704C10	cast iron	220	146	20	20	500	86 x 16	C250	4,3	400	
704C15	cast iron	334	197	20	20	500	136 x 16	C250	5,8	280	
704C20	cast iron	494	247	20	20	500	186 x 18	C250	7,0	120	